

The background of the book cover features a dark blue-grey color with diagonal stripes in a vibrant orange and a bright cyan. The stripes are parallel and run from the top-left towards the bottom-right. In the center, there is a white square with a thin black border containing the title and subtitle.

HOW TO
TIE A TIE

A GENTLEMAN'S GUIDE
TO GETTING DRESSED



POTTER STYLE

Written and styled by Ryan Tristan Jin

Interior photographs by Laurel Golio

Stock photographs: tie fabric (1.1-1.2, 2.1-2.2, 3.1-3.2) [Shutterstock.com](https://www.shutterstock.com) © grivet; tie fabric (4.1-4.2) [123rf.com](https://www.123rf.com) © DeGraaf Erik

Cover and interior design by Danielle Deschenes

Copyright © 2015 by Potter Style. All rights reserved. Published in the United States by Potter Style, an imprint of the Crown Publishing Group, a division of Random House LLC, a Penguin Random House Company, New York.

www.potterstyle.com

ISBN 978-0-8041-8638-4

eBook ISBN 978-0-8041-8639-1

v3.1

CONTENTS

Introduction

CHAPTER

1

FUNDAMENTALS



CHAPTER

2

CLASSIC KNOTS



CHAPTER

3

EFFORTLESS KNOTS



CHAPTER

4

BOLD KNOTS



CHAPTER

5

WARDROBE DETAILS



CHAPTER

6

FINISHING TOUCHES



Tailoring Details

Brands Featured

INTRODUCTION

"A WELL-TIED TIE IS THE FIRST SERIOUS STEP IN LIFE."

—Oscar Wilde

A gentleman should dress to his strengths but accommodate his individuality. Well-chosen clothes present him to the world at large before he even has a chance to offer a handshake or open his mouth. A man conscious of his style walks with cool, refined confidence.

Every man should have a few tailored pieces that, with the right accessories, can help him feel sharp and put together. Today, the rules are lax. Men can find varied ways to wear the ubiquitous suit and tie, deconstructed or mixed with less traditional elements.

In this handbook, you will discover new ways to not only knot ties but also build a wardrobe of integrity, practicality, and charm. Like a trusted valet, it is here to guide you into the conventions of serious dressing while still allowing you to express your personal style.

Dressing well is not about following the tides of fashion or adhering to outdated rules. It is a skill to help you through life's challenges—from job interviews to special dates—and to show your true self in any setting.








CHAPTER

1


FUNDAMENTALS

**CONSIDER THE WEATHER, NOT THE CALENDAR,
AS YOUR PERSONAL STYLIST.**



LINEN

Lightweight, relaxed elegance; a delicate, natural feel.



SEERSUCKER

Thin, puckered, all-cotton fabric; its texture helps air circulation.



COTTON SILK

Light, low elasticity, and soft, though not as smooth as silk.



SILK KNIT

The every-season tie in navy or black, stretchable blend, dressed up or sporty.


➔ TIP It is a good match if both the tie and suit belong in the same weather spectrum of either cold or hot. When in doubt, a solid navy silk knit tie and white spread collar shirt pair nicely with everything.

← *neutral* *coldest* →



CHAMBRAY

Primarily cotton, in dark indigo year-round, light colors for the warmer months.



SILK WOOL & CASHMERE

Fine in texture, smooth and cozy feel with slight sheen.



WOOL

Slight bulk, insulating; absorbent and fibrous, tweed.



FELT

Dense, yet springy, fuzzy and matted wool fibers.

➤ ~~TIP On colder days, with a flannel or tweed suit, go for a woolly tie. Choose a cotton tie and chambray denim shirt for warmer days and pair with a seersucker or khaki suit.~~

A VARIETY OF MUST-HAVE CLASSICS



SOLID BLACK

For formal occasions, excluding black tie, a knit black tie goes well with both a casual jean or leather jacket and a tailored gray or charcoal jacket.



PIN DOT

For a smart, understated version of the polka dot.




WINDOWPANE OR GLEN PLAID

A classic pattern with character for business and outside the office.




WOOL

The natural sidekick for your fall- and winter-weight suits.



CLUB

Consisting of a repeating logo or motif, this style was originally reserved for Ivy Leaguers.



REPP

Originally strictly British, this tie has become a historic American staple.

NEUTRALS AND COLORS

The ability to mix and match your favorite jackets, pants, and shoes gives mileage to your separates. If you can master mixing browns, navies, grays, and blacks, you will be a combination standout. Here are six fundamentally sound examples:

SHOES	Brown	Black	Brown	Brown	Black	Black
PANT	Brown	Gray	Gray	Navy	Gray	Navy
JACKET	Navy	Black	Navy	Gray	Navy	Brown

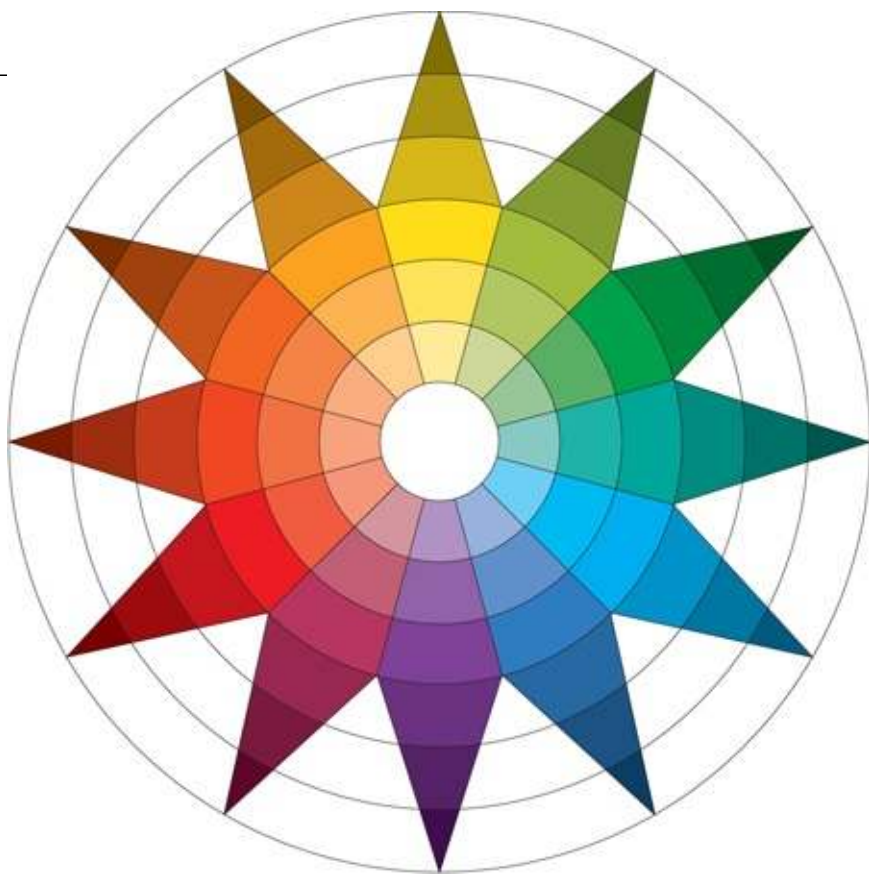
When pairing solids with patterns, first determine what the dominant color is in either your shirt's or tie's pattern. Then select a tie or shirt that only has accents of that same color.

When mixing patterns, start with your shirt or tie first. If your tie has a large pattern, your shirt should complement the tie with a smaller pattern. The scales should always be opposite from each other.

➔ TIP If you opt for bold-patterned socks, it is best that your outfit and shoes have little or no pattern at all.

Advocate color in your wardrobe, but keep in mind that muted colors are easier to coordinate. Bright colors tend to disrupt the cohesiveness of your outfit and can sometimes be more trend-driven than classic.

Compare your color choices to the color wheel below to avoid clashing. If the coordinating color sits directly or almost across from your main color option, you have a match, as those colors complement each other.







CHAPTER

2

CLASSIC KNOTS

The
WINDSOR



The most classic of all the knots. the Windsor is self-releasing, very triangular, and symmetrical. Be mindful of using thicker ties and loose tying, as either of these can make the knot quite bulbous. The knot size is adjustable depending on how taut you make each step. A traditional knot such as this calls for a prominent dimple.



STEP ONE



The tip of the small end should rest slightly above the belly button. Only the wide end will be active.
Cross the wide end over the small end to the left.



STEP TWO

Tuck the wide end up into the neck loop from underneath.

- [National Geographic Essential Visual History of World Mythology pdf, azw \(kindle\), epub](#)
- [download A Little History of the United States pdf, azw \(kindle\), epub, doc, mobi](#)
- [download online Practical Pattern Recognition for Trends and Corrections pdf, azw \(kindle\)](#)
- [The Little Drummer Girl: A Novel pdf, azw \(kindle\), epub, doc, mobi](#)

- <http://www.celebritychat.in/?ebooks/Targeted-Drug-Delivery--Concepts-and-Design--Advances-in-Delivery-Science-and-Technology-.pdf>
- <http://junkrobots.com/ebooks/Blossom-the-Flower-Girl-Fairy--Rainbow-Magic--Special-Edition-.pdf>
- <http://bestarthritiscare.com/library/Practical-Pattern-Recognition-for-Trends-and-Corrections.pdf>
- <http://www.celebritychat.in/?ebooks/A-Very-Murdering-Battle--Captain-Daniel-Rawson--Book-5-.pdf>